


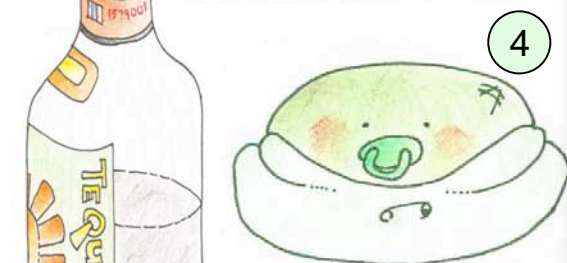
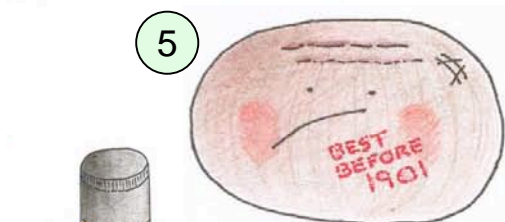
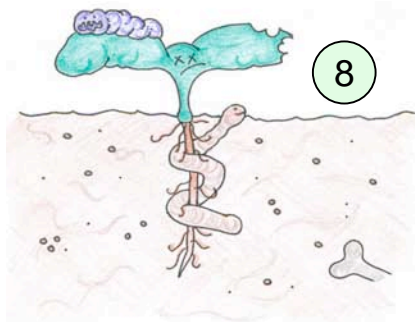
# The top 10 ways to kill arabidopsis .....by accident (honest guv)



Occasionally, people write into NASC (arabidopsis.info) complaining that they have problems with seed germination. Whilst we always take this very seriously and perform germination tests in-house, we do tend to find that many problems are due to 'operator-error'.

Here are our personal favourite top 10 reasons why you may be killing the seeds you love. We hope that this article can save the lives of innocent seeds everywhere. (Position 11 is dedicated to those users who receive empty tubes and complain about missing seed ...when they order DNA stocks !)

Graphics - Nicola Leftley, concept and text - Sean May, NASC Jan 2006.



**10. Gaspig !** - If your mutant needs supplements (e.g. vitamins, amino acids) - have you forgotten to add them ?

**9. Too hot !** - Arabidopsis is not a tropical plant (< 30°C).

**8. Has it germinated already and been eaten ?** Use intercept or other pest control to kill those worms and grubs.

**7. Mould alert !** - don't store your seeds in a damp dark place - keep out of the fridge !

**6. Drowning ?** Arabidopsis is not sub aquatic - it likes to breathe and doesn't get on very well with algae !

**5. HOW long have you had the seed out of storage ?!**

**4. You didn't wait for the seed to mature on the plant did you ?** If it's green, it's not ready.

**..for those that sterilise for tissue culture:**

**3. Bleach sensibly** - if you forget to time it properly, you can forget germination.

**2. Use alcohol in moderation.**

**..and our favourite...**

**1. Don't bury your seed !** - they're only little plants and will never find the surface if you dig a hole and throw them in !!!

